

Job:	Engineer:
Location:	Architect:
Schedule No.:	Date:
System Designation:	For: <input type="checkbox"/> Reference <input type="checkbox"/> Approval <input type="checkbox"/> Review <input type="checkbox"/> Construction

FEATURES


- DC Inverter Compressor Technology
- DC Condensing unit Motor
- Automatic start
- Compact Design
- Wired Control Included
- Washable filter
- Water Pump Included
- 9 level static pressure mode

CTGF60188A-S

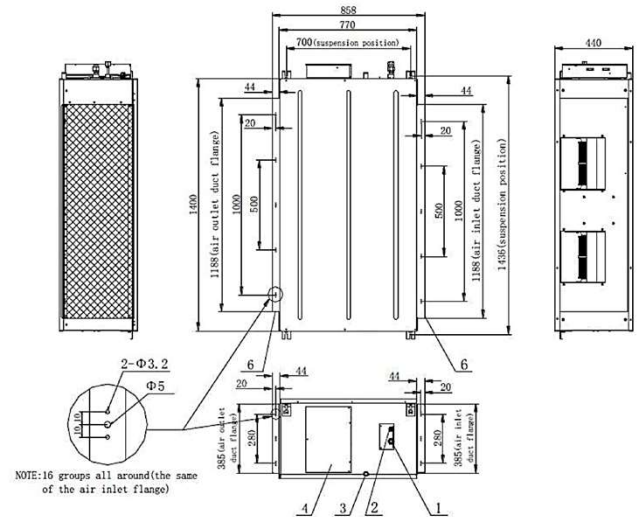
SPECIFICATION

Internal Unit

PERFORMANCE			
Air Flow	Turbo		CFM
	High	1,470	
	Medium	1,180	
	Low	940	
External Static Pressure	Rated	50	Pa
	Range	0 - 150	Pa
Sound Pressure Level	Turbo		Pa
	High	52	
	Medium	59	
	Low	46	
ELECTRICAL DATA			
Voltage		220-240/1/50-60	(V/Ph/Hz)
Current FLA		1.8	Amp
Power Input		560	Watts
DIMENSIONS			
Net Dimensions		11.8 x 47.2 x 34.4	inch
		300 x 1,200 x 875	mm
Weight	Net	119.7	Lbs
		54.3	Kg
	Load	141.8	Lbs
		64.3	Kg
Connection Pipe	Liquid	3/8"	inch
	Gas	5/8"	inch
Connection Pipe distance	Max Distance	20	mts
		65	Feet
	Max Height	20	mts
		44	Feet



CTGF60188A-S



CTGF60188A-S

IDU	Inch	mm
W	55.1	1400
D	33.8	858
H	17.3	440

OPTIONAL ACCESSORIES

Wired Thermostat (included)

Job: _____ **Engineer:** _____
Location: _____ **Architect:** _____
Schedule No.: _____ **Date:** _____
System Designation: _____ **For:** ☐Reference ☐Approval ☐Review ☐Construction

FEATURES

- DC Inverter Compressor Technology
- DC Condensing unit Motor
- Automatic start
- Compact Design
- Wired Control Included
- Washable filter
- Water Pump Included
- 9 level static pressure mode

CTG060188A-S

SPECIFICATION

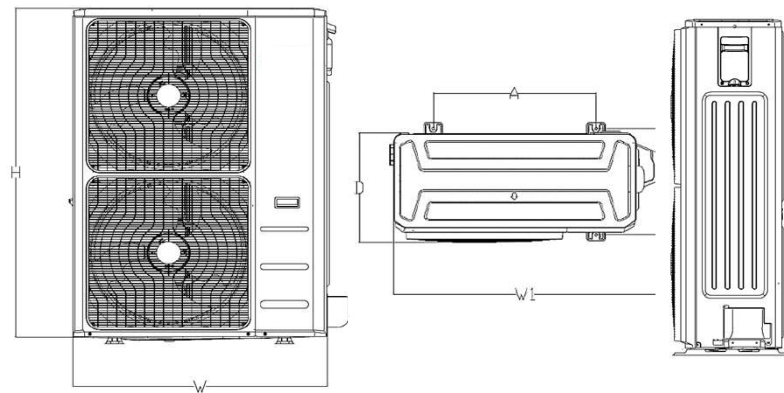
External Unit

PERFORMANCE			
Nominal Cooling Capacity		57,000	Btu/h
	EER	2.93	W/W
	SEER	18	(Btu/h)/W
Nominal Heating Capacity		62,000	Btu/h
	HSPF	9	
Air Flow		4,414	CFM
Operation Range	Cooling	5°F - 118°F	°F
		-15°C - 48°C	°C
	Heating	5°F - 75°F	°F
		-15°C - 24°C	°C
ELECTRICAL DATA			
Voltage		220-240/1/50-60 (V/Ph/Hz)	
Motor FLA		1.18	Amps
Compressor (RLA)		23.5	Amps
# Compressor		1	
GENERAL DATA			
% Connection		100	%
Maximun Internal Units		1	
Sound Pressure Level		60	dBA
Refrigerant		R410A	
Factory Refrigerant Charge		10.19	Lbs
		163	Oz
DIMMENSIONS			
Net Dimmensions		52.5 x 37.5 x 16.3	inch
		1334 x 953 x 414	mm
Weight	Net	224.9	Lbs
		102.0	Kg
	Load	253.9	Lbs
		115.2	Kg



CTG060188A-S

DIMENSIONAL DRAWINGS - INCHES (MM)



CTG060188A-S

ODU	Inch	mm
W	37.5	952
D	16.3	415
H	52.5	1333
W1	41.1	1045
A	25.0	634
B	15.9	404

OPTIONAL ACCESSORIES

Wired Thermostat (included)

Note – Due to Comfort Time ongoing commitment to quality, specifications, ratings and dimensions are subject to change without notice and without incurring liability. Improper installation, adjustment, alteration, service, Maintenance and operation may cause properly damage on personal injury. Installation, service and operation must be performed by a qualified installer, servicing and operation agency.